

SONY

BRAVIA Professional Displays

EZ20L Series Brochure

androidtv



Professional display with essential features designed for your business needs.

Picture Quality

- 350nits brightness
- Wide viewing angle
- 4K HDR visual experiences

Robust Usability


- Power scheduling
- HDMI wake-up on signal
- IP control/ RS232C
- Screen mirroring
- "BRAVIA Signage Free" quick signage app

Installation

- Various size options
- 16/7 dependable operation
- Landscape, portrait & tilt supported

Sustainability

- Made with recycled materials
- Less ink used on carton boxes
- Energy saving mode



EZ20L

Entry-level commercial displays rated for 16/7 operation with essential professional features.

75" 65" 55" 50" 43"



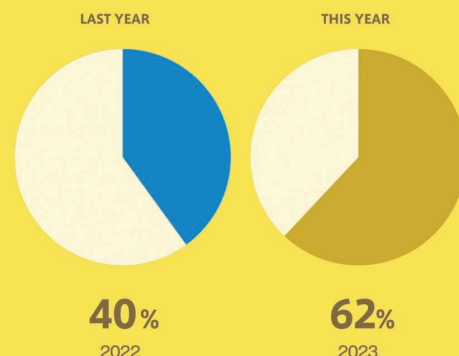
androidtv

MARKET RESEARCH

Industry analytics

Focus on balancing margin improvement and investment in people, retail network, technological and manufacturing infrastructure.

Compared to last year, sales have improved significantly.



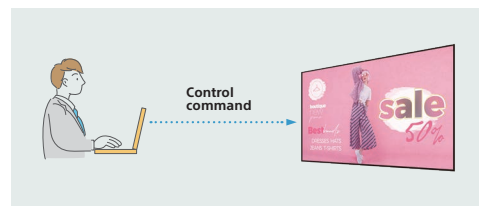
Wide viewing angle

The extra wide viewing angle of our BRAVIA Pro displays ensures that everyone in the room can enjoy clear, bright images wherever they're positioned. Advertising content and promotional messages are seen clearly by customers, wherever they are standing.



IP control / RS-232C

The EZ20L Series is controllable both via an IP network and RS-232C. This controllability makes it possible to incorporate the displays into a variety of existing systems such as in offices, class rooms, hospital, and as eye-catching signage.



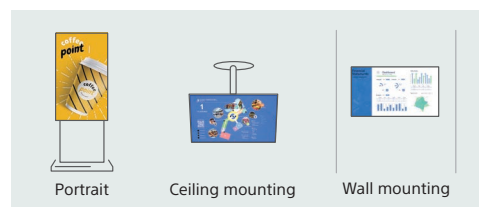
"BRAVIA Signage Free" quick signage app

Our no-cost BRAVIA Signage Free software is now a pre-installed app on EZ20L Series Professional Displays, allowing you to create polished multimedia content with no special skills or extra downloading needed.



Landscape, portrait, tilt supported

Install BRAVIA Pro display in portrait or landscape orientation to suit any corporate or retail space. The display can also be tilted at an angle for even greater flexibility.




Robust Usability

Simple pro settings for professional use

Simple pro settings makes doing business even easier, allowing you to customize essential BRAVIA Pro settings and operating modes to suit the demands of corporate or retail environments.

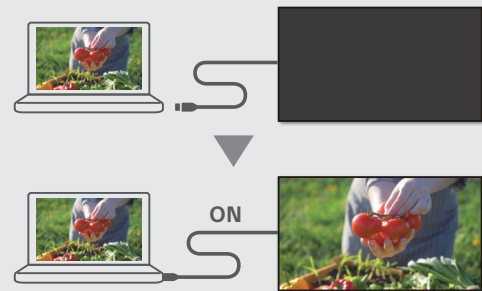
e.g.1

Enable or disable the buttons on the display or the remote control.



e.g.2

Since the input source is automatically switched as the HDMI cable is connected, operation is possible without the need for a remote control.



Examples of customizable items

Setting Items for Corporate

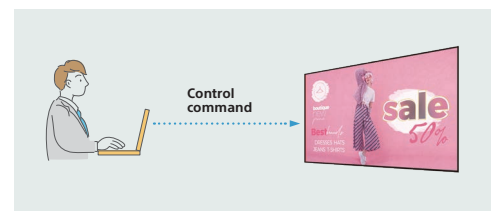
- HDMI Wake-Up on Signal
- Power Scheduling
- PC Input Optimization and more

Setting Items for Signage

- Power Scheduling
- Initial Input Source
- Display/Remote Controls and more

IP control / RS-232C

The EZ20L Series can remotely control and monitor BRAVIA Pro display functions – like power on/off, input source and volume – over IP networks or using familiar RS-232C protocols.



“BRAVIA Signage Free” quick signage app

Informing and guiding visitors with digital signage in retail stores and corporate spaces has never been simpler. Built-in support for HTML5 makes it easy to display interactive signage content on BRAVIA Pro Displays without the need for a dedicated set-top box, media player or PC. On-board BRAVIA Signage Free (BSF) software automatically plays out HTML content, video and photos when a USB stick memory is slipped into the BRAVIA Pro Display. It's that simple.



Screen mirroring

Easily mirror content wirelessly from a handheld device onto BRAVIA Pro with in-built support for Apple AirPlay and Google Chromecast.



Installation

Various size options

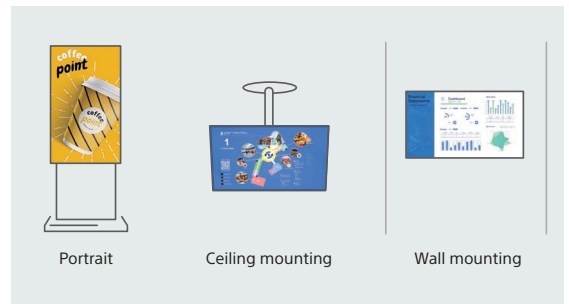
The EZ20 Series offers a range of sizes from 43" to 75" making them ideal for large projects requiring multiple sized displays that deliver the same picture quality, brightness and contrast.



Brightness : 350 cd/m² for 43"/50"/55"/65"/75"

Landscape, portrait, tilt supported

In addition to landscape, portrait, and tilt installation, BRAVIA Pro Displays can be used with mobile stands for effective use of space, and ceiling mounted for digital signage.



16/7 Operation

The EZ20L Series is reliably designed for operating 16 hours a day, seven days a week. This is suitable for corporate, education, retail and any situation in which you need to convey information in an engaging, visual way.



Picture Quality


Wide viewing angle

The extra wide viewing angle of our BRAVIA Pro displays ensures that everyone in the room can enjoy clear, bright images wherever they're positioned. Advertising content and promotional messages are seen clearly by customers, wherever they are standing.



4K HDR Visual Experiences


BRAVIA Pro display provides 4K visuals with lifelike colors and elevates every piece of content. 4K Processor X1™ enhances color, contrast and clarity for a superior picture to better catch the attention of visitors. Even contents in Full HD are upscaled close to 4K resolution by 4K X-Reality™ PRO.



Live Color / Motionflow™ XR

Live Color maximises the colors palette of the display so everything you see looks more vivid and realistic. Motionflow XR ensures smoother, more natural reproduction of rapidly-moving on-screen images.

Live Color



Motionflow™ XR



* Simulated image

Sustainability

Making it, moving it, and using it more efficiently: Advanced engineering for sustainability


To reduce environmental impact, we are focused on multiple aspects across the product life cycle, such as reduction of virgin plastic, improvement of transportation efficiency, and more efficient power consumption.



STEP 1 Making it

Towards closed loop with repeated recyclability

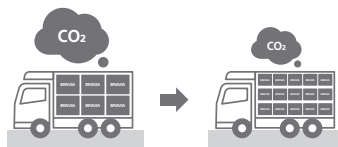
Use of recycled materials has the potential to reduce the volume of waste and contribute toward a recycle-oriented society.



STEP 2 Moving it

Cutting CO2 with smaller and lighter Packing

By re-engineering the packaging that protects the product during shipping, we cut the package size by 15% and total weight by 10%. This increases the number of units on one pallet by approximately 1.3 times. As a result, CO2 emissions per unit from product transportation have been reduced by approximately 15%.



STEP 3 Using it

Power Saving Mode

Reduce power consumption by limiting backlight power, which greatly affects power consumption.



EZ20L Series Specifications

Essential

		FW-75EZ20L	FW-65EZ20L	FW-55EZ20L	FW-50EZ20L	FW-43EZ20L
General features	Screen Size	75	65	55	50	43
	Brightness (cd/m ²)	350				
	Contrast Ratio	1200:1			5000:1	1200:1
	Dynamic Contrast Ratio	400,000:1				
	Response Time (ms)	8.0			6.0	8.0
	Display resolution (H x V, pixels)	3840 x 2160				
	HDR (High Dynamic Range) compatibility	Yes (HDR10, HLG)				
	Aspect Ratio	16:9				
Portrait/Tilt Compatibility	Yes					
Display features	Dimming type	Frame Dimming				
	Display Device	LCD				
	Panel Type	IPS			VA	IPS
	Backlight type	Direct LED				
	Color gamut (NTSC)	69%				
	Picture Processor	4K Processor X1				
	Operation time	16/7				
	Haze (%)	1%			3%	1%
	Viewing Angle (Right/Left)	178 (89/89) degree				
	Viewing Angle (Up/Down)	178 (89/89) degree				
Video Specs	Video Processing	4K X-Reality PRO				
	Motion enhancer	Motionflow XR				
	HDMI Signal	4096 x 2160p (24, 50, 60 Hz), 3840 x 2160p (24, 25, 30, 50, 60 Hz), 1080p (30, 50, 60 Hz), 1080/24p, 1080i (50, 60 Hz), 720p (30, 50, 60 Hz), 720/24p, 576p, 576i 480p,480i				
Audio Specs	Speaker Position	Down Firing				
	Audio Power Output	10W + 10W				
Professional features	Pro settings	Yes (Simple Pro settings menu)				
	HDMI auto wake-up	Yes				
	Operating System	Android TV				
	On-board Storage (GB)	16GB				
Network Specs	Wi-Fi Certified	Yes				
	Wireless LAN	Integrated				
Convenience features	USB playback codecs	MPEG1:MPEG1/MPEG2 PS:MPEG2/MPEG2/WEBM:AV1/AC4/ogg/AAC				
	On Screen Clock	Yes				
	Sleep Timer	Yes				
	On/Off Timer	Yes				
	Chromecast built-in	Yes				
	Apple AirPlay	Yes				
Control Specs	IP Control	Yes				
	RS-232C Control	Yes				
	HDMI-CEC	Yes				
Inputs and outputs	HDCP	HDCP2.3 (for HDMI1/2/3)				
	Composite Video Input (s)	1 (Side, Mini jack)				
	HDMI inputs total	3 (3Side)				
	Analog Audio Input (s) (Total)	1 (Side Analog Conversion)				
	Digital Audio Output (s)	1 (Side)				
	USB ports	2 (Side)				
	Ethernet inputs	1 (Side)				
Design features	VESA® Hole Pitch (W x H)	300 x 300 mm / 11 ^{7/8} x 11 ^{7/8} inch			200 x 200 mm / 11 ^{7/8} x 11 ^{7/8} inch	
Accessories	Wall-mount adjuster (Bundled) *depending on the region.	No				
	Table-top stand (Optional) *depending on the region.	No	Yes			
Environment Specs	Rated Power Consumption	315 W	226 W	191 W	146 W	125 W
	Power Consumption (in Standby)	0.5 W				
	Dynamic Backlight Control	Yes				
	Power Saving Mode / Back Light Off Mode	Yes				
Measurements	Dimension of TV without Stand (W x H x D)	1686 x 969 x 72 mm / 66 ^{1/2} x 38 ^{1/4} x 2 ^{7/8} inch	1462 x 842 x 71 mm / 57 ^{5/8} x 33 ^{1/4} x 2 ^{7/8} inch	1243 x 721 x 71 mm / 49 x 28 ^{1/2} x 2 ^{7/8} inch	1126 x 653 x 70 mm / 44 ^{3/8} x 25 ^{3/4} x 2 ^{7/8} inch	972 x 567 x 70 mm / 38 ^{3/8} x 22 ^{3/8} x 2 ^{7/8} inch
	Dimension of TV with Stand (W x H x D) *depending on the region.	1686 x 1045 x 410 mm / 66 ^{1/2} x 41 ^{1/4} x 16 ^{1/4} inch	1462 x 912 x 338 mm / 57 ^{5/8} x 36 x 13 ^{3/8} inch	1243 x 787 x 338 mm / 49 x 31 x 13 ^{3/8} inch	1126 x 718 x 286 mm / 44 ^{3/8} x 28 ^{3/8} x 11 ^{3/8} inch	972 x 632 x 286 mm / 38 ^{3/8} x 25 x 11 ^{3/8} inch
	Dimension of Package Carton (W x H x D)	1824 x 1114 x 187 mm / 71 ^{7/8} x 43 ^{7/8} x 7 ^{3/8} inch	1588 x 965 x 184 mm / 62 ^{5/8} x 38 x 7 ^{1/4} inch	1362 x 840 x 160 mm / 53 ^{5/8} x 33 ^{1/8} x 6 ^{3/8} inch	1240 x 782 x 141 mm / 48 ^{7/8} x 30 ^{7/8} x 5 ^{3/8} inch	1070 x 695 x 141 mm / 42 ^{1/4} x 27 ^{3/8} x 5 ^{3/8} inch
Weight	Weight of TV without Stand	30.4 kg / 67 lb	20.4 kg / 45 lb	15.3 kg / 33.8 lb	12.1 kg / 26.7 lb	9.3 kg / 20.5 lb
	Weight of TV with Stand *depending on the region.	31.6 kg / 69.7 lb	21.3 kg / 47 lb	16.2 kg / 35.7 lb	12.7 kg / 28 lb	9.8 kg / 21.6 lb
	Weight of Package Carton (Gross)	45 kg / 99.2 lb.	28 kg / 61.7 lb.	21 kg / 46.3 lb.	16 kg / 35.3 lb.	12 kg / 26.5 lb
Service and Warranty	PrimeSupport (Included)	3 Years with advanced exchange handled by local partner, on premise where possible. Optional +2 year extension.				
	2 Year Extension package	PSP.PROBRAVIA3.PC2	PSP.PROBRAVIA3.PC2	PSP.PROBRAVIA2.PC2	PSP.PROBRAVIA2.PC2	PSP.PROBRAVIA1.PC2

2023 Sony Corporation. All rights reserved. Reproduction in whole or in part without written permission is prohibited. Features, design, and specifications are subject to change without notice. The values for mass and dimension are approximate. Some images in this brochure are simulated. "SONY" is a registered trademark of Sony Corporation. Please visit Sony's professional website or contact your Sony representative for specific models available in your region.