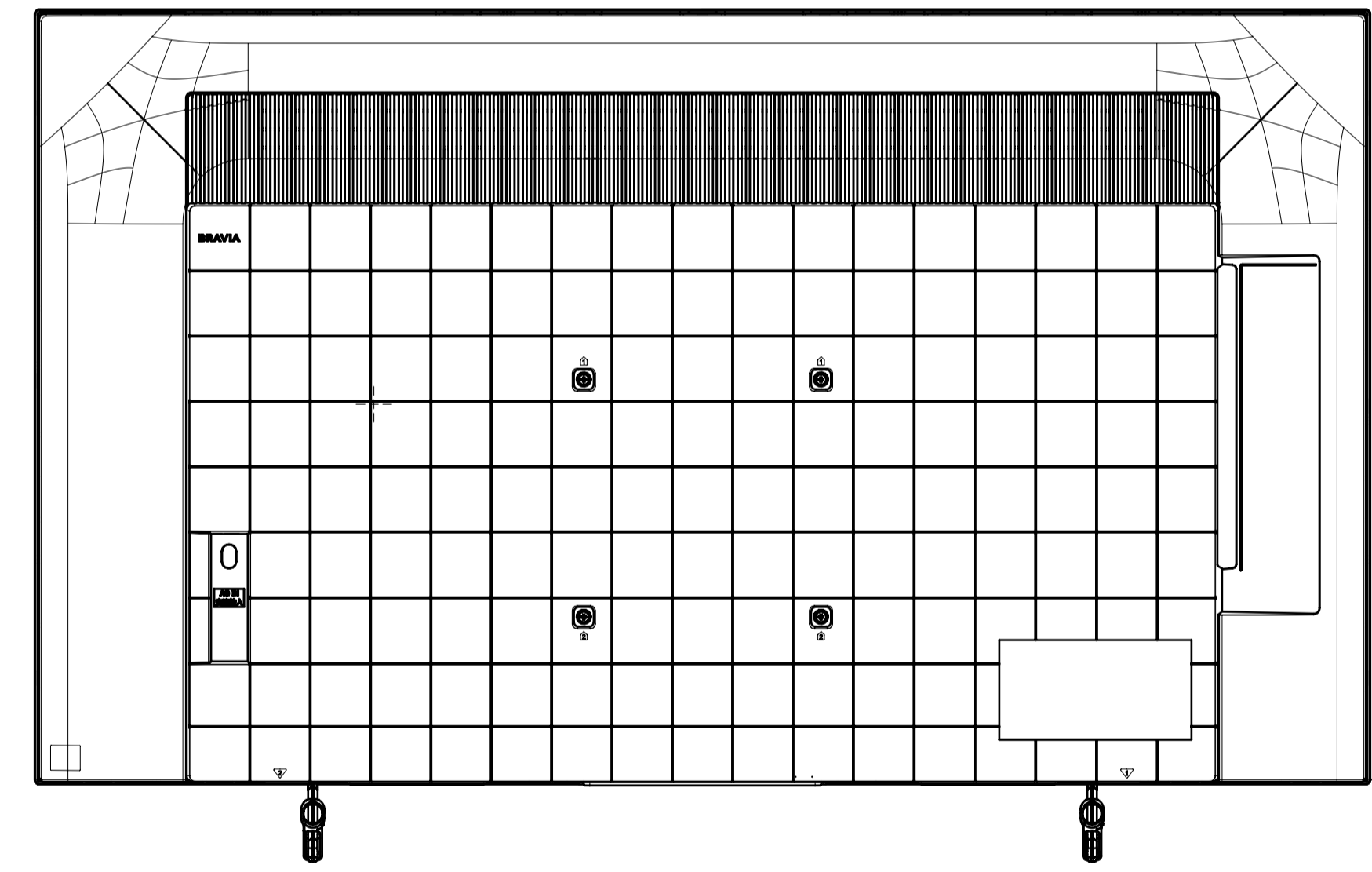
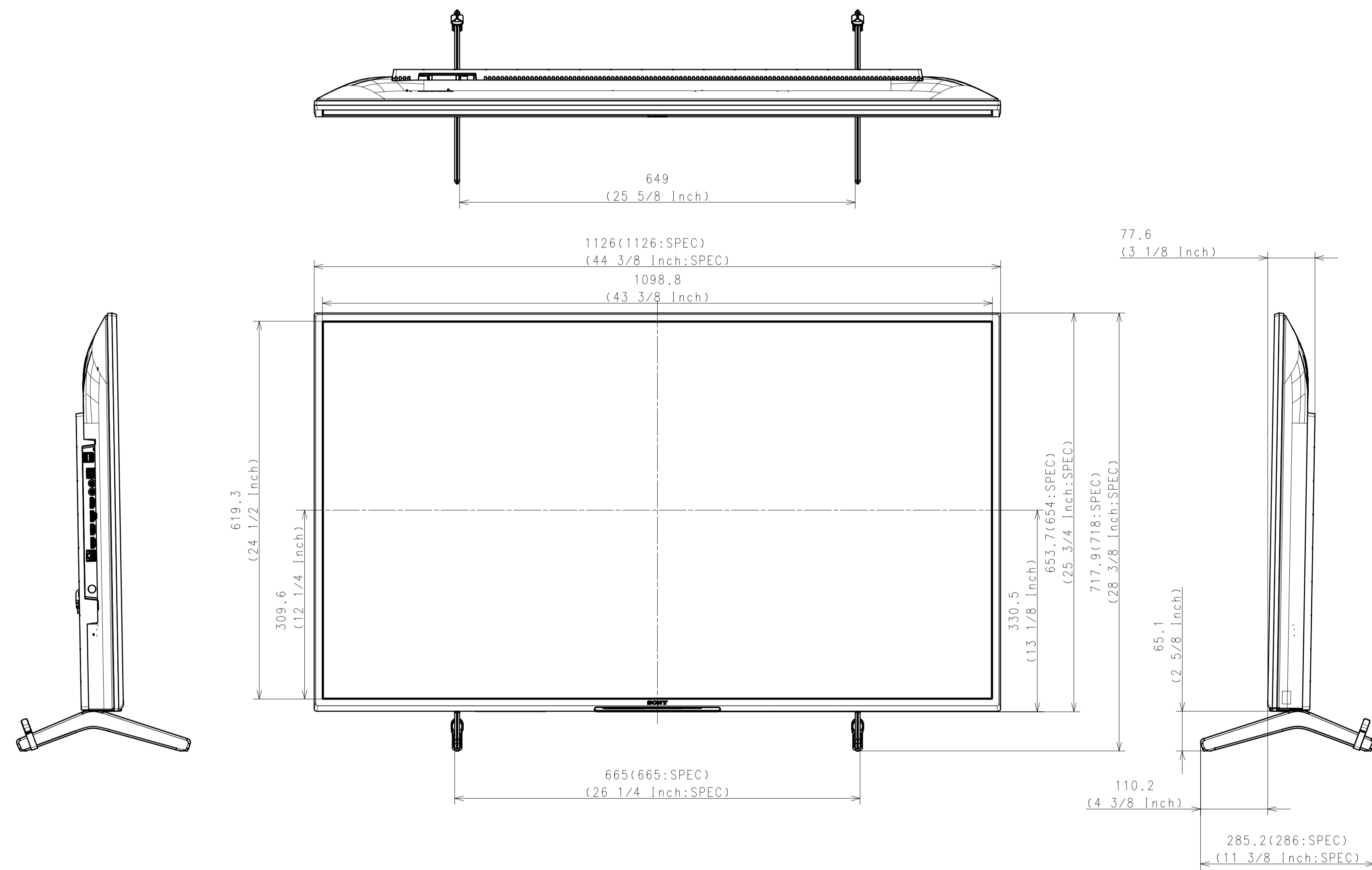


Area	JAPAN	NORTH AMERICA	EUROPE	GENERAL AREA	CHINA
Model Name	FW-50BZ30L	FW-50BZ30L	FW-50BZ30L	FW-50BZ30L	FW-50BZ30L
SV No.	SV-41555	SV-41405	SV-41489	SV-41490	SV-41513
DIMENSION					
TV only (W x H x D)	112.6 x 65.3 x 7.0 cm	1126 x 653 x 70 mm / 44 3/8 x 25 3/4 x 2 7/8 inch	Approx. 112.6 x 65.3 x 7.0 cm	Approx. 1126 x 653 x 70 mm	Approx. 1126 x 653 x 70 mm
TV only with camera (W x H x D)	-	-	-	-	-
TV with Stand (Standard position) (W x H x D)	112.6 x 71.8 x 28.6 cm	1126 x 718 x 286 mm / 44 3/8 x 28 3/8 x 11 3/8 inch	Approx. 112.6 x 71.8 x 28.6 cm	Approx. 1126 x 718 x 286 mm	Approx. 1126 x 718 x 286 mm
TV with Stand (Narrow position) (W x H x D)	-	-	-	-	-
TV with Stand (Soundbar position) (W x H x D)	-	-	-	-	-
TV with Stand (Front position style) (W x H x D)	-	-	-	-	-
TV with Stand (Back position style) (W x H x D)	-	-	-	-	-
TV with Floor Stand (W x H x D)	-	-	-	-	-
Stand Width (Standard position)	66.5 cm	665 mm / 26 1/4 inch	Approx. 66.5 cm	Approx. 665 mm	Approx. 665 mm
Stand Width (Narrow position)	-	-	-	-	-
Stand Width (Soundbar position)	-	-	-	-	-
Stand Width (Front position style)	-	-	-	-	-
Stand Width (Back position style)	-	-	-	-	-
Floor Stand Width	-	-	-	-	-
VESA Hole Pitch	20.0 x 20.0 cm	200 x 200 mm / 7 7/8 x 7 7/8 inch	20.0 x 20.0 cm	200 x 200 mm	200 x 200 mm
WEIGHT					
TV Only	12.3 kg	12.3 kg / 27.1 lb	Approx. 12.3 kg	Approx. 12.3 kg	Approx. 12.3 kg
TV with Stand (Standard position)	12.9 kg	12.9 kg / 28.5 lb	Approx. 12.9 kg	Approx. 12.9 kg	Approx. 12.9 kg
TV with Stand (Narrow position)	-	-	-	-	-
TV with Stand (Soundbar position)	-	-	-	-	-
TV with Stand (Front/Back position style)	-	-	-	-	-
TV with Floor Stand	-	-	-	-	-
Floor Stand weight (Supply)	-	-	-	-	-
W-M't Br. Weight (Supply)	-	-	-	-	-
Remarks		Optional stand	Optional stand		

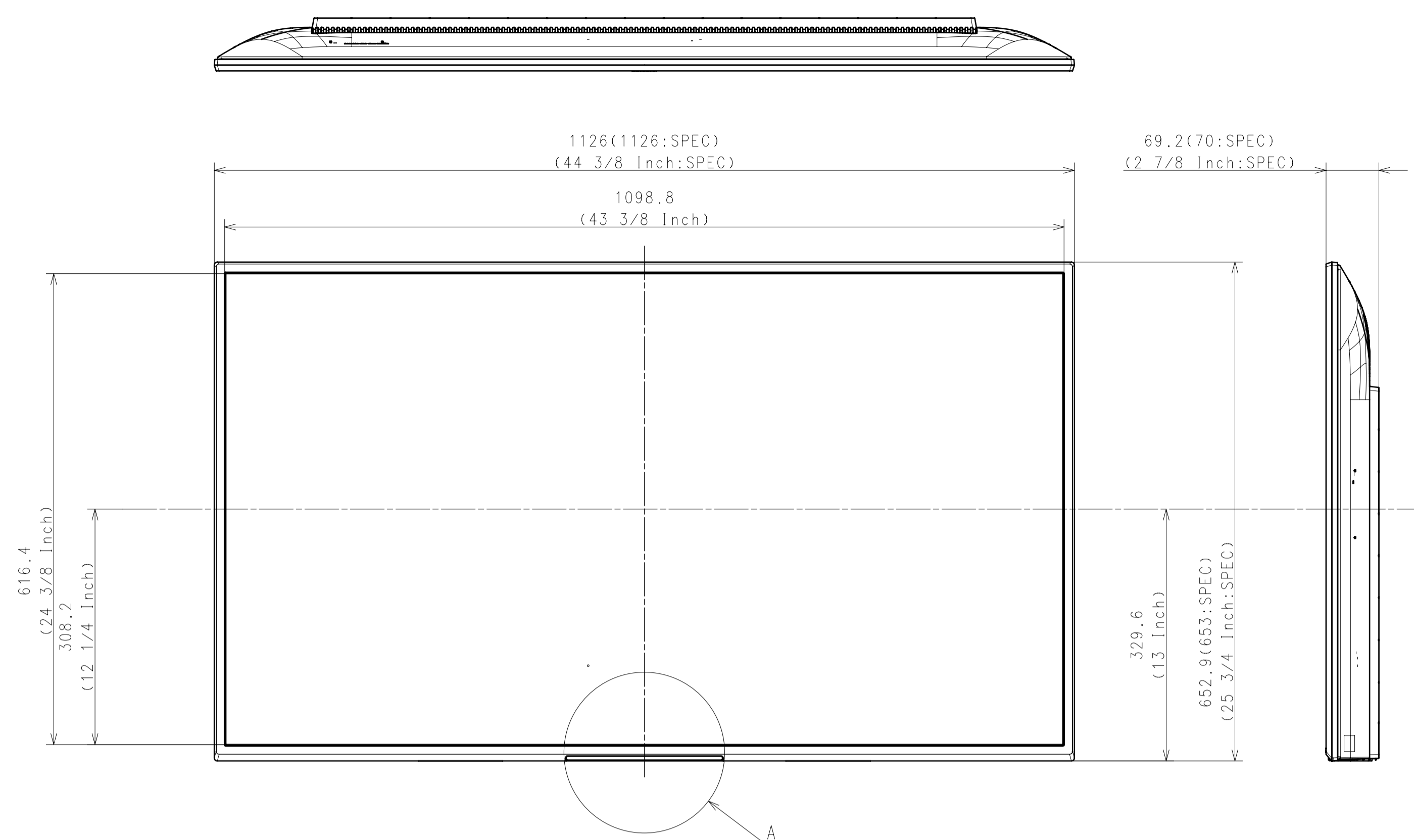
WITH STAND



Purchase recycled resins and wire rods only from the business partners that Sony approves as Green Partners.

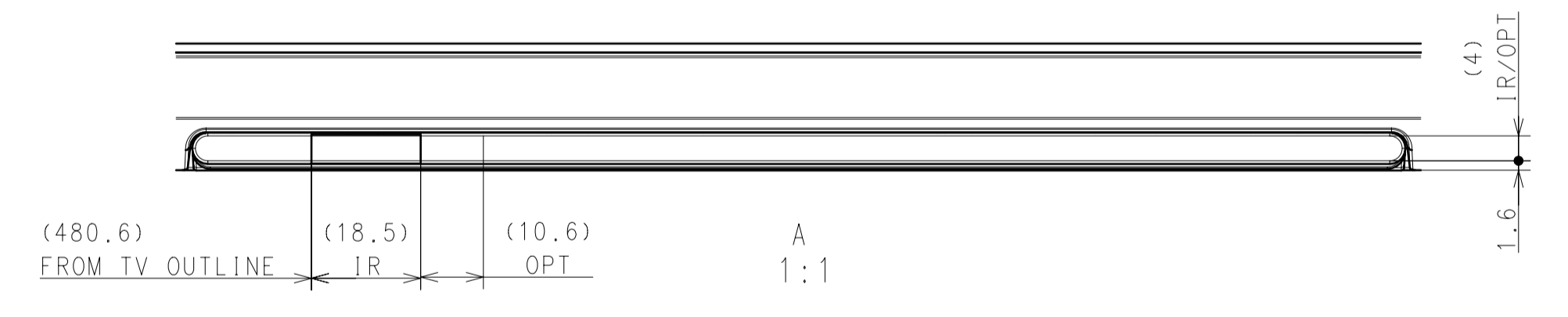
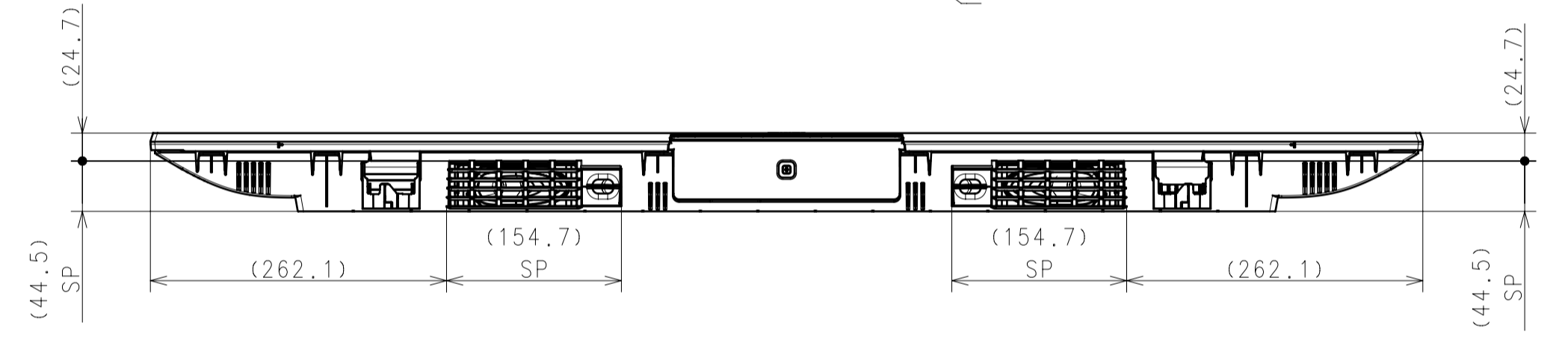
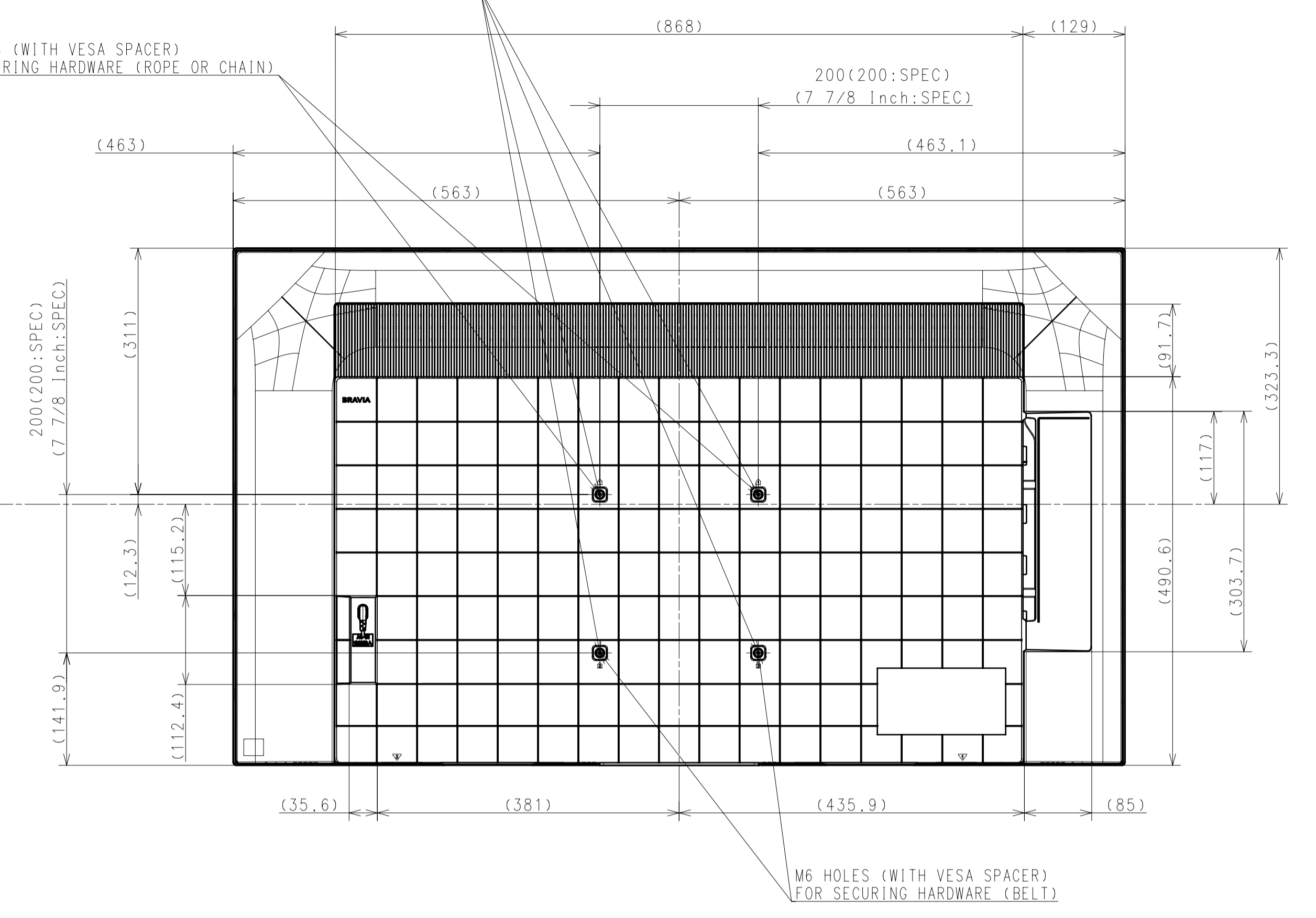
DATE OF ISSUE	2020.10.01	DOCUMENT TYPE	ASSEMBLY DRAWING
TOLERANCE		FINISH(COLOR)	
REVISION	ADAM		
RESPONSIBLE DEPARTMENT	50 (BZ30L) EXTERIOR VIEW	ORIGINAL MODEL	
PLANNED BY	2020.10.01	DESIGNED BY	
ADLEE		APPROVED BY	
SCALE	1:5	TENTATIVE MODEL	
DRAWN BY	2020.10.01	SIZE	A1
ADLEE		UNIT	mm
PART NO.		SUFFIX	
REV. NO.		REV. NO.	1/3

WITHOUT STAND



M6 HOLES (WITH VESA SPACER) WALL MOUNT
 *REFER TO INSTRUCTION MANUAL FOR SCREW LENGTH INFORMATION

M6 HOLES (WITH VESA SPACER) FOR SECURING HARDWARE (ROPE OR CHAIN)

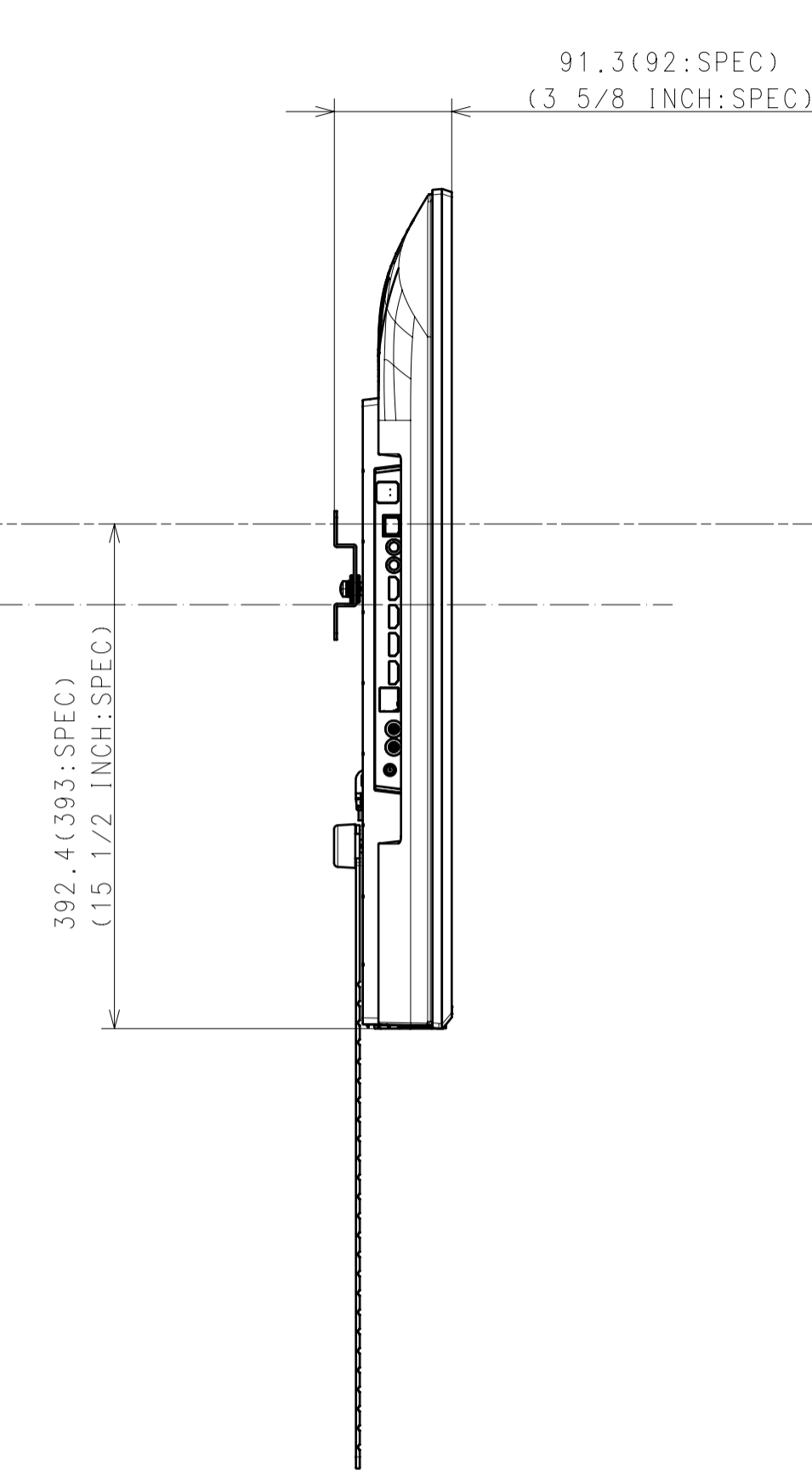
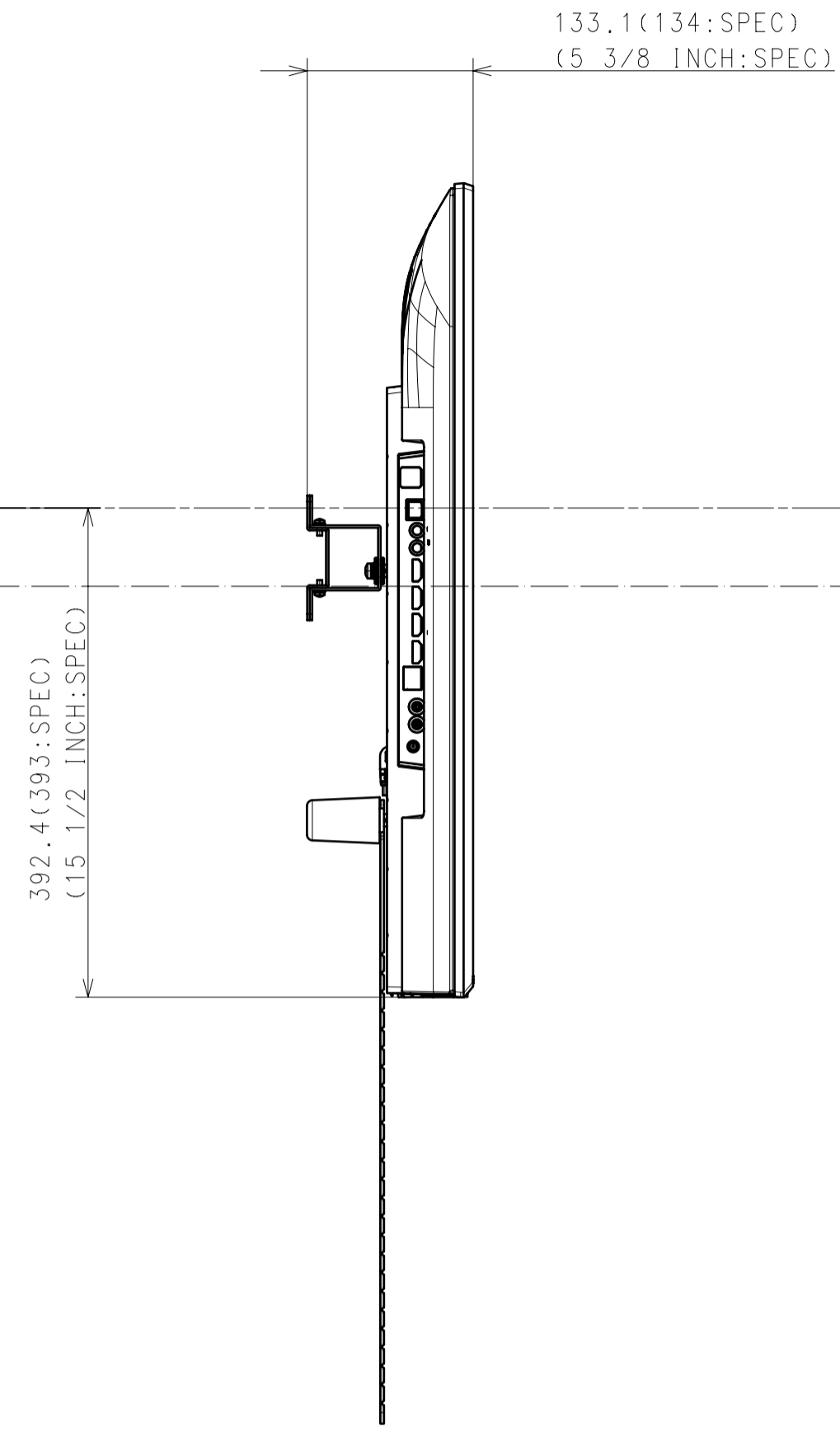
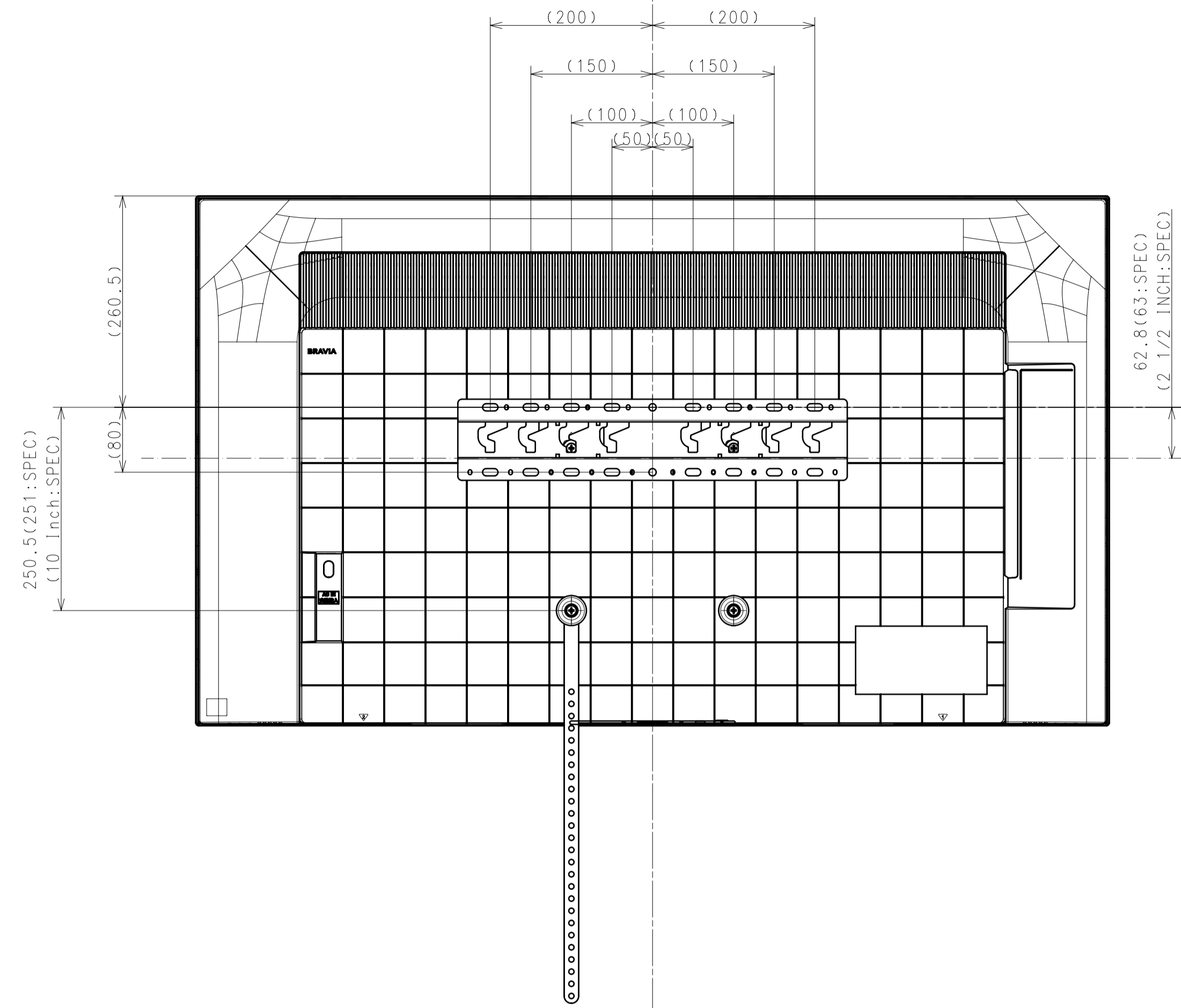


DESCRIPTION 1	50 (BZ30L) EXTERIOR VIEW	LEGAL OWNER	Sony Corporation	SCALE	1:1
DESCRIPTION 2	50 (BZ30L) EXTERIOR VIEW	PART NO.		SHEET/PAGES	2 / 3

SU-WL450

STANDARD

SLIM



DRAWING

SONY STANDARD

DESCRIPTION 1	LEGAL OWNER	SCALE
50 (BZ30L) EXTERIOR VIEW	Sony Corporation	1:1
DESCRIPTION 2	PART NO.	SHEET/PAGES
50 (BZ30L) EXTERIOR VIEW		3 / 3